

INGLESE - cod.220732 -21.04.26



**ORMESA®**  
• MADE IN ITALY SINCE 1980 •

**GRILLO**  
POSTURAL SYSTEM



# Suitable for any context



# Safe, modular and versatile

Grillo Postural System is a modular posture system with integrated tilt-in-space, for children and teenagers.

Available in **three sizes: Mini, Small and Medium.**

The seating unit is removable and can be positioned on:

- **compact, innovatively designed outdoor base easily manoeuvrable and foldable.**
- **indoor base with height adjustment system internationally patented** and typical of the “GRILLO product family”. It provides a compact, space-saving base while offering a wide range of height adjustment

Its adjustments make it **a seating system remarkably longlasting**, following the child’s growth.

Thanks to a wide range of available components, it is easily adaptable to multiple needs.



GRILLO Postural System with outdoor base has passed the CRASH TEST according to ISO 7176/19 and ANSI RESNA WC/19.

PRODUCT MARKED **CE**

The GRILLO POSTURAL SYSTEM is a MEDICAL DEVICE MEETING THE SAFETY REQUIREMENTS set out in REGULATION (EU) 2017/745

**Seating system that can be quickly  
and easily fixed to two bases**



# Quick and safe attachment/detachment system via lever positioned under the seat



## Safe

A visual indicator provides immediate feedback, going from red to green when the device is firmly hooked, ensuring optimal safety.

There is also an integrated safety system to prevent accidental release.



## Simple and intuitive


One-step assembly, placing the seating unit on top of the base. No need of subsequent steps.

## Quick!

# Positionable on indoor and outdoor bases with a simple operation



watch the video!



# Quickly reversible in parent-facing position



## “face to face” with the child

The **seating system** with outdoor base (all sizes) can be used in **two directions: street or parent-facing.**

The street-facing favours **visual exploration of the surrounding environment**, whereas, the parent-facing favours **visual contact between the child and the adult.**

# Outdoor base




## Handy, smooth and compact

with four in-line wheels for space-saving and easy manoeuvrability; light, smooth-running solid wheels on all surfaces, with front direction lock, rear shock absorbers and independent drum brakes.



watch the video!



# Indoor base and lower indoor base



## Compact, sturdy and handy. Height adjustable

The indoor base has a **height-adjustable frame**.

**The patented height adjustment system**, operated by gas springs, allows the caregiver to change the height, while the child is seating, quickly and easily. This system is ideal for accessing to different support and work surfaces, with extreme ease and comfort, and bring the child closer to the floor. **The integrated safety system prevents accidental operation.**

**It adapts to its surroundings**, allowing the child to participate in daily activities and interact with family and peers.



The four swivel wheels allow you to move comfortably the aid even with the child sitting, thanks to the **rubber coating**. They are designed to **prevent the dirt trapping** and are all equipped with **parking brakes**.



### Lower base

to get closer to the ground than is possible with the standard indoor base (*useful in community settings such as nursery and primary schools.*). It keeps the same features as the standard base and it is available for sizes mini and small.





# Postural seating system



## Backrest enveloping and restraining

to accommodate the torso while providing **adequate support**. Thanks to load-bearing upholstery and aluminum inserts, it ensures great breathability and seating comfort.

**Incorporated headrest in the backrest**, so that the child always has a support when the seat unit is tilted and/or the backrest is reclined.

Different headrest models available to meet different needs.



## Adjustable in height and recline

Gas-spring reclining backrest with comfortable, precise and continuously adjustments in height.



## Seat

The tilt-in-space seat is operated by gas spring and it's adjustable in depth, without fixed positions.



## Pelvic supports (armrests)

The seat is adjustable in **width** by means of pelvic supports, which also function as armrests due to their shape. The supports are **independently adjustable in rotation, height, depth and tilt**, to follow the growth and shape of the child and ensure the adequate support.





## Legrest with single footrest

adjustable in **height and tilt with physiological fulcrum** that makes the adjustment comfortable.

Adjustable in **depth** along with the seat.



The footplate with heel stops is adjustable for **plantar/dorsal flexion**.



## Legrest with separate footrests

**adjustable in height, tilt and abduction independently.**

Additional component 957 (A = 15° of abduction on indoor base, A = 5° of abduction on outdoor base).



# Supporting structure

The net and non-removable supporting structure, in combination with the technological upholstery, offers **excellent torso and pelvis stability**, guarantees a **very high level of breathability**, to the benefit of comfort and health of the skin.

The essential design texture **reduces sweating and the formation of bacteria**. The fabric composition allows easy sanitization and washing with fast drying times.

It maintains **performance even at high loads (Tested load-bearing fabric ISO 1421: determination of tensile strength and elongation at break)** and is **fire retardant** according to class 1 reaction to fire (non-flammable combustible materials) according to Ministerial Decree of 26 June 1984 as amended.

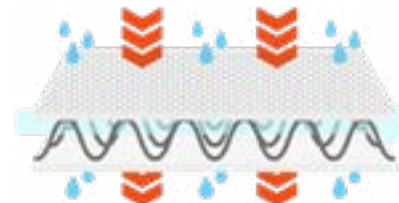
# Cutting-edge material

## Maximum breathability and maximum comfort



- **Optimal “self-supporting effect”**: the highly innovative padding structure allows **optimal weight distribution** and has an excellent comfort. Pressure is optimally distributed with a significant reduction in point pressure.

It has a **compressive stress resistance** (Compression stress value) (DIN EN ISO 3386) higher than traditional foam rubber.



- **Lightweight and breathable**: provides extremely high air circulation, **reducing sweating** and promoting thermoregulation.

- **Hygienic**: easy to wash with fast drying times.

- **Abrasion-resistant**: The high-strength coating texture maintains the performance even under high loads (ISO 12947 test).

- **Fire-retardant**: According to EN 1021-1:2014 and EN 1021-2:2014..

- **Oeko-Tex certificate**: for all fabrics that are in direct contact with the skin, as a guarantee of quality and health safety.



**Easily washable  
with fast drying times!**



## Tilt-in-space and reclination

The tilt-in-space of the seat and recline of the backrest allow you to recreate **the ideal situation of sustain and support.**

They are controlled by two independent gas springs that guarantee continuous and smooth adjustment movements.

**At the maximum degree of recline, the seat reaches a position next to supine.**



## Active tilt-in-space

useful for positioning the child in an active position, to perform activities that stimulate straightening and activation of the back muscle.

With built-in safety mechanism. **Indoor base** only.



## Adjustments with physiological joints

The pivot points of the seating system are next to the user's joints (coxofemoral joint, knee and tibiotarsal joints).

This structural feature determines a remarkable benefit for the child, as **the posture doesn't change during the adjustments.**





## Adjustable space saving handlebar

Tilt adjustable via green levers.

Allows comfortable handling by the assistant even when the seat is tilted and/or the backrest is reclined.



## Shock absorbers

at the rear wheels, where there is most load.

## Independent drum brakes

effective and durable, **with parking brakes.**



## Front wheels directional lock

# Components



**863 Postural headrest** adjustable in height, width, tilt and depth, with adjustable side supports.  
Available in two sizes.



**942 Ergonomic and mouldable headrest** adjustable in height, tilt and forward-backward with adjustable sides.  
Available in three sizes.



**835 Padded shaped headrest** adjustable in height.  
Available in two sizes.



**852 Headrest with parietal supports** adjustable in width.  
Available in two sizes.



**838 Trunk side supports** adjustable in height, width and transversally.  
Available in three sizes.



**967 Shoulders lateral support.**  
Standard on outdoor base, optional on indoor base.



**868 Wrappable and flexible trunk supports** adjustable in height, width and transversally.  
Available in two sizes.

# Components



**961 Elbow side supports** height adjustable. Only for indoor base.



**853 Vest harness.**  
Available in two sizes.



**853 slim Four point shaped harness.**



**853H Harness,** to stabilise the trunk while allowing free movement. Available only for size mini.



**947 Pelvic belt with variable angle** as standard. Available in three sizes.



**920 Four point pelvic belt.**  
Available in two sizes.



**834N Padded narrow abduction block.**  
Available in two sizes.



**834R Adjustable abduction block.**  
Available in two sizes.

# Components



**839 Padded front handle**  
adjustable in height and tilt.  
Only for outdoor base.



**969 Postural pads kit.**  
Lumbar support and front seat wedge,  
which can be positioned on the  
load-bearing upholstery.



**824B Wide, resistant and hygienic table, suitable for food contact. Multiadjustable**  
Only for indoor base. Large table top,  
adjustable in height, depth and tilt.



**824 Transparent tray**  
adjustable in height, depth and tilt.



**957 Legrest with separate footrests.**  
Adjustable in height, inclination and  
abduction independently.



**960 Heelrests.**  
Only with legrest 957



**962 Footrests + Heelrests.**  
Only with legrest 957



**827 Foot straps for single footrest.**



**972 Padded footrest height reducer.**  
Reduces the distance between  
the seat and the footrest by 4 cm.  
Only for size mini.



**892 Padded footplate covering for single footrest.**  
Removable for washing.

# Components



**858 Shopping and vent tray basket.**  
Only for outdoor base.



**935 Oxygen bottle holder.**  
Only for outdoor base.



**905 Hand brake.**  
Only for outdoor base..



**825 Rain cover.**  
Only for outdoor base with 819 canopy.



**922 Bottle holder.**  
Only for outdoor base.

**NEW**



**819 Versatile canopy.**  
Window on top.



**818 Padded thermal cover.**




GRILLO Postural System with outdoor base has passed the CRASH TEST according to ISO 7176/19 and ANSI RESNA WC/19.

**891 Set of 4 tie down hooks**  
Set of 4 tie down hooks for the forward-facing transport of the pushchair in a motor vehicle (cars, buses...) Only for OUTDOOR BASE.

See user and maintenance manual, provided with the product.

# Grillo Postural System

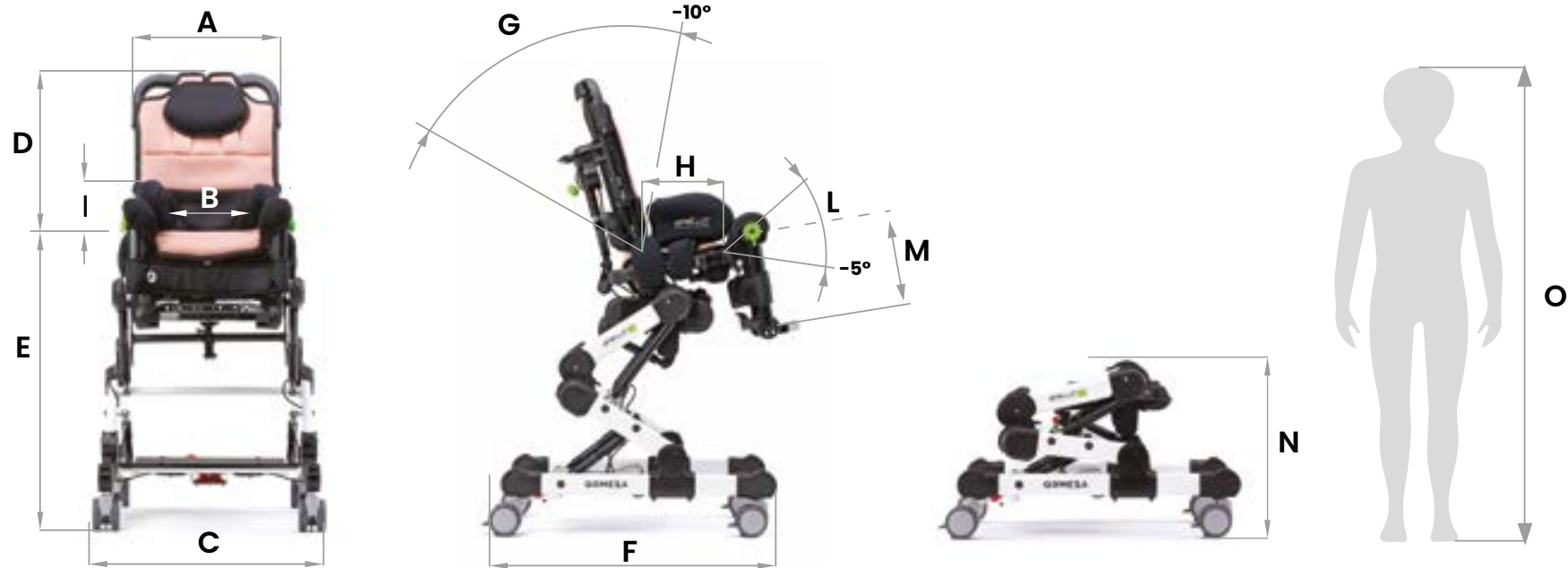
## With outdoor base: measurements (cm/In)



	A	B	C	D	E	F	G	H	I	L	M	N	O	P	Q	R	S	T	Frame weight	Seat weight	Max. load
<b>mini</b>	34 (13,4)	16-26 (6,2-10,2)	57 (22,4)	42-52 (16,5-20,4)	51 (20)	72 (28,3)	45°	16-26 (6,2-10,2)	11,5-14 (4,5-5,5)	30°	15-25 (5,9-9,8)	31 (12,2)	65 (25,5)	69 (27,1)	49 (19,2)	57 (22,4)	80 (31,4)	75-105 (29,5-41,3)	10,8 kg (23,8 lb)	9,7 kg (21,3 lb)	25 kg (55 lb)
<b>Small</b>	38 (15)	20-30 (7,8-11,8)	57 (22,4)	48-62 (18,8-24,4)	52 (20,4)	72 (28,3)	45°	20-30 (7,8-11,8)	13-16,5 (5,1-6,4)	30°	21-31 (8,2-12,2)	33 (12,9)	74 (29,1)	69 (27,1)	49 (19,2)	57 (22,4)	80 (31,4)	90-120 (35,4-47,2)	10,8 kg (23,8 lb)	11,3 kg (24,9 lb)	35 kg (77 lb)
<b>Medium</b>	44 (17,3)	25-35 (9,8-13,7)	63 (24,8)	60-75 (23,6-29,5)	55 (21,6)	81 (31,8)	45°	28-40 (11-15,7)	16-20 (6,2-7,8)	25°	26-38 (10,2-14,9)	34 (13,3)	88 (34,6)	70 (27,5)	58 (22,8)	66 (25,9)	88 (34,6)	115-140 (45,2-55,1)	11,8 kg (26 lb)	13,2 kg (29,1 lb)	45 kg (99 lb)

# Grillo Postural System

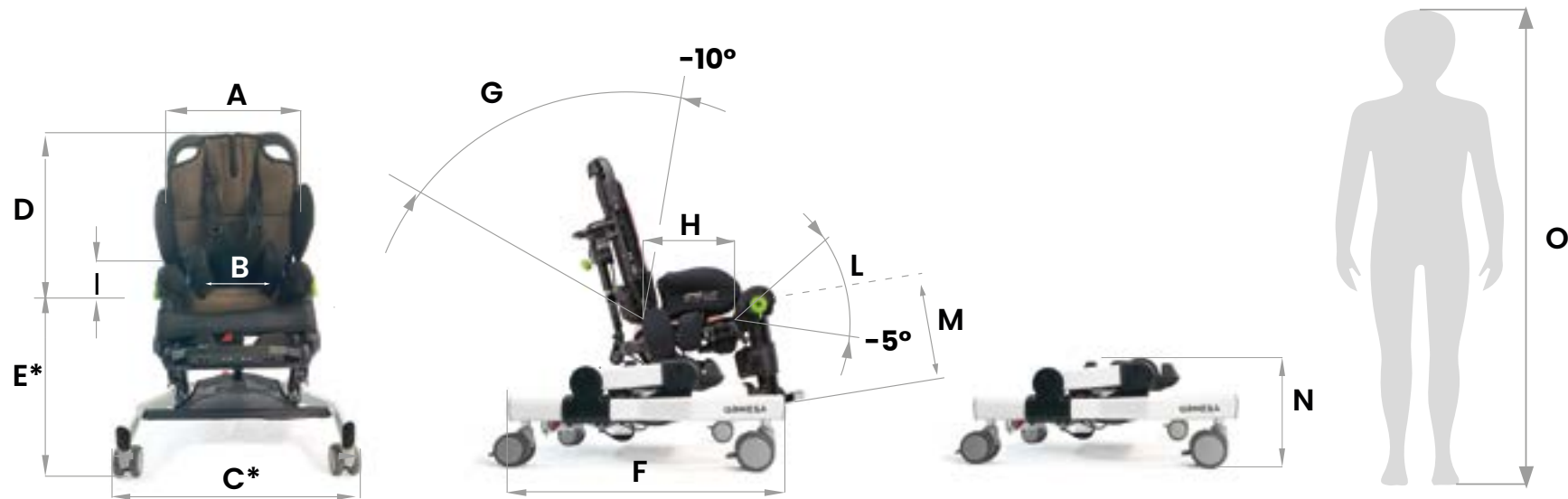
## With indoor base: measurements (cm/In)



	A	B	C	D	E	F	G	H	I	L	M	N	O	Frame weight	Seat weight	Max. load
<b>mini</b>	34 (13,4)	16-26 (6,2-10,2)	53 (20,8)	42-52 (16,5-20,4)	45-65 (17,7-25,5)	65 (25,5)	45°	16-26 (6,2-10,2)	11,5-14 (4,5-5,5)	40°	15-25 (5,9-9,8)	40 (15,7)	75-105 (29,5-41,3)	14,3 kg (31,5 lb)	9,7 kg (21,3 lb)	25 kg (55 lb)
<b>Small</b>	38 (15)	20-30 (7,8-11,8)	53 (20,8)	48-62 (18,8-24,4)	45-65 (17,7-25,5)	65 (25,5)	45°	20-30 (7,8-11,8)	13-16,5 (5,1-6,4)	40°	21-31 (8,2-12,2)	40 (15,7)	90-120 (35,4-47,2)	14,3 kg (31,5 lb)	11,3 kg (24,9 lb)	35 kg (77 lb)
<b>Medium</b>	44 (17,3)	25-35 (9,8-13,7)	58 (22,8)	60-75 (23,6-29,5)	45-65 (17,7-25,5)	74 (29,1)	45°	28-40 (11-15,7)	16-20 (6,2-7,8)	35°	26-38 (10,2-14,9)	41 (16,1)	115-140 (45,2-55,1)	14,9 kg (31,5 lb)	13,2 kg (29,1 lb)	45 kg (99 lb)

# Grillo Postural System


With lower indoor base\*: measurements (cm/In)



	A	B	C*	D	E*	F	G	H	I	L	M	N	O	Frame weight	Seat weight	Max. load
<b>mini</b>	34 (13,4)	16-26 (6,2-10,2)	60 (23,6)	42-52 (16,5-20,4)	36-48 (14-18,8)	63 (24,8)	45°	16-26 (6,2-10,2)	11,5-14 (4,5-5,5)	40°	15-25 (5,9-9,8)	26 (10,2)	75-105 (29,5-41,3)	9,8 kg (21,6 lb)	9,7 kg (21,3 lb)	25 kg (55 lb)
<b>Small</b>	38 (15)	20-30 (7,8-11,8)	60 (23,6)	48-62 (18,8-24,4)	36-48 (14-18,8)	63 (24,8)	45°	20-30 (7,8-11,8)	13-16,5 (5,1-6,4)	40°	21-31 (8,2-12,2)	26 (10,2)	90-120 (35,4-47,2)	9,8 kg (21,6 lb)	11,3 kg (24,9 lb)	35 kg (77 lb)

Viola and her history await you in the official website of Ormesa, along with the other protagonists of our fantastic global community.





**A special thanks to the families who participated with enthusiasm in our project. It is thanks to our customers and their stories that we find the energy and stimuli to evolve day by day.**

**CE** complies with MDR (EU) 2017/745

COMPANY WITH  
QUALITY SYSTEM  
CERTIFIED BY DNV  
[ISO 13485](#)

---

**Ormesa srl** - Via delle Industrie 6/8 | 06034 Foligno (PG) - ITALY  
Tel. +39 0742 22927 | FAX +39 0742 22637 | [info@ormesa.com](mailto:info@ormesa.com)

**[www.ormesa.com](http://www.ormesa.com)**

