

PARALYMPIC GAMES

Los Angeles 15-27 August 2028



ADI
COMPASSO D'ORO
INTERNATIONAL
AWARD
HONORABLE MENTION 2025

ORMESA®

• MADE IN ITALY SINCE 1980 •

Frame runner

Assistive Device for running

Two World Gold Medals with the Frame Runner!



World Para Athletics Championships 2025 Nuova Delhi

The Italian athlete Carlo Calcagni won two gold medals running with our Frame Runner.

An extraordinary achievement that combines sporting excellence with Ormesa's spirit of innovation.



Frame runner

Frame running, previously known as Race Running, is an **adaptive athletic discipline** for teens and adults who rely on sport aids for mobility and balance and cannot functionally run.

It is appropriate for individuals with severe motor and coordination impairments who can take part in Frame Running as a therapeutic and recreational activity: **its use improves overall fitness, strength and physical and emotional well-being.**

It **stimulates all systems of the body**: skeletal and muscular, central nervous and cardiovascular system. Combined with the social context it gives a significant boost to the **development of individual character and personality.**

What does frame running give you?

A different approach

- to believe in yourself and understand what you need to work on
- to explore new places, meet people and build friendships.

The Frame Runner is a 3 wheeled frame with a saddle, chest support, and no pedals. The athlete propels against the frame using his feet and steering the handlebar with his hands and/or arms.

WHAT TO WEAR? Safety and comfort, first of all!

The helmet for safety during the run and the padded/cycle shorts with gloves for comfort are indispensable in the athlete's uniform.



ORMESA Frame Runner is a **Medical Device** classifiable to **ISO 9999** with the **code no. 12 27 22 Running Bikes** (sit-on vehicle with saddle and handlebars, propelled by pushing with the feet) and to **CND** with the **code Y122799**
Non-Motorized vehicles and means of transport – Others.

CE MARKED
PRODUCT



Technical features



Ergonomic saddle

Designed for maximum comfort. Adjustable in height, in tilt and anterior-posterior direction.



Monocycle saddle

(additional component 876).

Adjustable in height, in tilt and anterior-posterior direction.



Saddle abatement system

(additional component, only for sizes M and L).

To facilitate the ascent and descent from the aid, to be optioned when ordering the product.



Handlebar

adjustable in height, in tilt, in anterior-posterior direction and reversible. With wide and ergonomic grips, to increase comfort.



Front brake

with locking device for ascent and descent, that can be operated by the bottom either on the right or on the left side of the handlebar. The distance between the brake lever and the handlebar is adjustable by screw.



on



off

Steering limiter with springs

That allows the handlebar to return to the central position. It's possible to choose between two different elastic strengths. The steering limiter can be released to allow more steering.

Pneumatic road-type or MTB wheelset



Small size: 20" front wheel and 24" rear wheels. Medium size: 24" front and rear wheels.

Large size: 26" front and rear wheels (28" wheels available as option). MTB wheelset on request.

With reflector rims and quick release front wheel.

Rear wheels easily removable with supplied key.



Multiaadjustable Trunk support



with breathable memory foam padded upholstery, easily removable for washing.

It offers a **good support to the trunk** and thanks to the wide strap (additional component), also an excellent rear containment.

The thickness of memory foam under the breathable fabric **absorbs and adequately redistributes the pressure of the body** on the surface. It adapts perfectly to the shape of the trunk.



Wide adjustment range easy to fix - no tools; a minimum of "free-movement" is left to accommodate all movements.





ADI
COMPASSO D'ORO
INTERNATIONAL
AWARD

HONORABLE MENTION 2025

The Frame Runner received the **Honorable Mention at the Compasso d'Oro International Award 2025**, the world's most prestigious recognition in the field of design, awarded to Ormesa's R&D in Osaka on the occasion of Expo 2025. A prize that celebrates innovation, quality, and the vision of Made in Italy.

Components



880 Adjustable ergonomic handles.

They have the function and purpose of offering the user a grip closer to the body and more grip points than the standard handlebar. They can be adjusted in height/inclination, asymmetrically or independently.



875 Wrist retainer with support and independent multi-adjustable glove.

In case of an ineffective grip on the handlebar, it can help stabilize it and it can also be used individually. With reflective details and easily removable for washing.



845 Forearm support.

It supports the forearm. It can be ordered per piece.



102 Trunk support wide strap, width-adjustable.

Available in two sizes. To be applied to the trunk support.



876 Monocyclus saddle.

Adjustable in height, in tilt and anterior-posterior direction.



103 Monocyclus saddle padding.

Easily removable for washing.



104 Frame side padding.

Easily removable for washing.



105 Frame rear padding.

Easily removable for washing.

The Frame Runner and its postural components should be evaluated and adjusted by a health care professional who assesses the person's abilities; supervision by an adult, family member, or qualified person is always necessary while using the aid.



106 Under saddle paddings.

Easily removable for washing.



107 Parking brakes, right and left.

107MTB Parking brakes, right and left (MTB WHEELS ONLY).



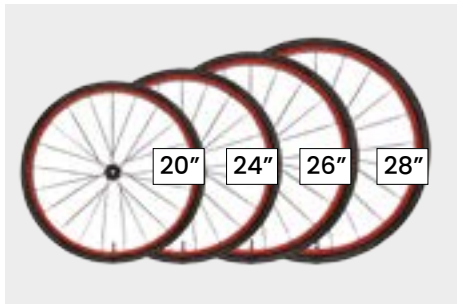
108 Front led lamp.

With USB charging. Different light modes.
With battery status indicator and usb cable.



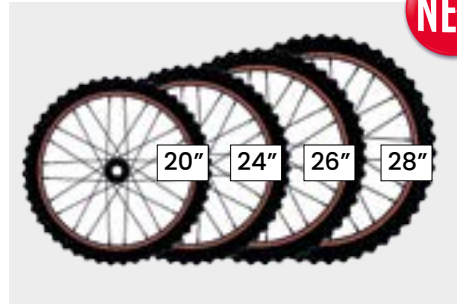
109 Back led lamp.

With USB charging. Different light modes.
With battery status indicator and usb cable.



101- 20", 24", 26", 28" pneumatic road-type wheelset.

Possible configurations, see table on page 11.



101MTB- 20", 24", 26", 28" MTB-type wheelset.

Possible configurations, see table on page 11.



110 Bottle holder.


Water bottle not included.



111 Transparent rear wheels spoke protectors, right and left.


Available for 24", 26" and 28" wheels.

Three basic position on the Frame Runner




Spine Upright.

The upright position means most weight is on the saddle with the chest plate being used for balance support.



Spine Angled.

The angled position means the chest support is taking some of the body weight resulting in less weight on the saddle. This can mean it is easier to move the legs compared to the upright position. It may also be easier to push off.



Spine Horizontal.

The horizontal position is distributing the body weight across both the saddle and the chest plate, providing the least weight on the saddle and therefore on the legs.

It could be useful to adjust the saddle to a position a few cm/inch higher to facilitate running with the forefoot.

Example of preparatory exercises for Frame Runner activity:

Start the session with warm up: 15 minutes

- Slow run along the track
- Upper limb stretching
- Lower limb stretching

Motor Co-ordination session: 20 minutes

- Push the Frame Runner with one foot at a time and alternating one foot with two feet
- Push the Frame Runner with both feet simultaneously
- Progression sprints: 10m-20m-50m

Co-ordination and Technique Exercises: 10 minutes

- Run with changes of pace
- Run with length steps changes and frequency

Technique exercises for bending: 10 minutes

- Push the Frame Runner along the bend using only one foot (left)
- From the finishing point, reverse the direction of run, using only the right foot to push
- Sprint along the bend at the maximum speed

Defatigue with slow running 5 mins

Stretching exercises 5 mins

Our community grows up!

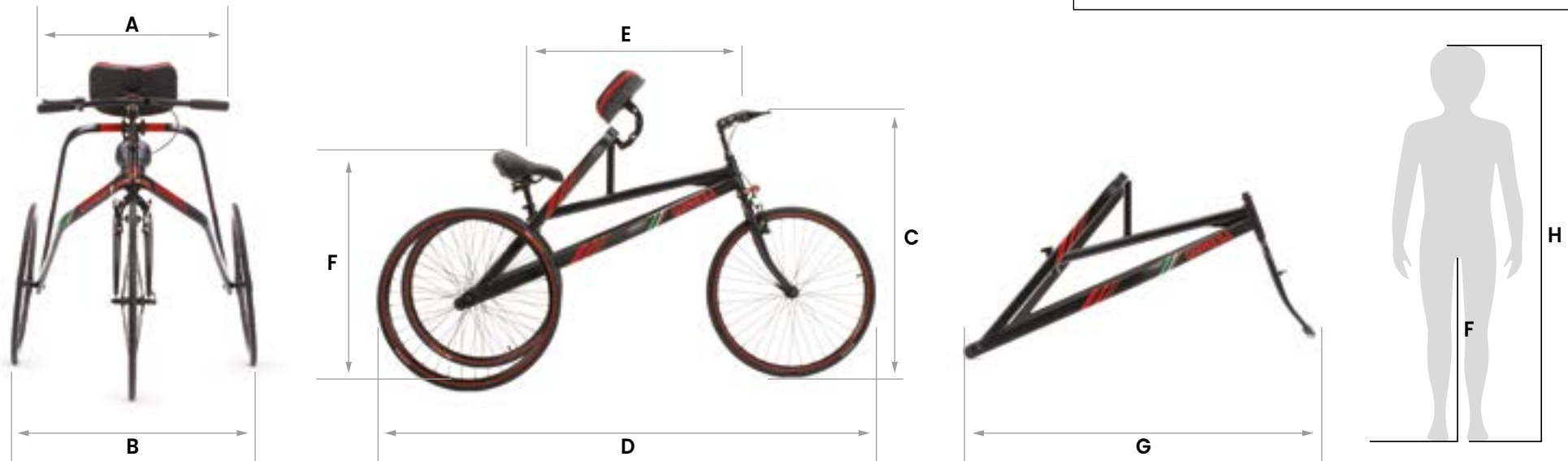


Measurements in cm (*inches*)

	Small	Medium	Large
A: handlebar overall	50 (19,6)	55 (21,6)	62 (24,4)
B: overall width	75 (29,5)	86 (33,8)	92 (36,2)
C: handlebar-ground distance	66-82 (25,9-32,2)	84-97 (33-38,1)	95-107 (37,4-42,1)
D ¹ : overall length	140 (55,1)	159 (62,6)	187 (73,6)
E: saddle center-handlebar distance	42-62 (16,5-24,4)	53-64 (20,8-25,1)	71-84 (27,9-33)
F ² : saddle-ground distance	49-61 (19,3-24)	58-73 (22,8-28,7)	70-92 (27,5-36,2)
G: frame size without wheels	100 (39,3)	106 (41,7)	127 (50)
H: user height	105-125 (41,3-49,2)	120-150 (47,2-59)	150-190 (59-74,8)
Aid weight ³	15 kg (33 lbs)	17 kg (37,4 lbs)	18 kg (39,7 lbs)
Max. load	60 kg (132 lbs)	70 kg (154 lbs)	100 kg (220 lbs)

Wheels dimensions: possible configurations

Frame runner S	
Standard:	Front wheel with dedicated fork 20" - Rear wheels 24"
On request:	Front wheel with dedicated fork 20" - Rear wheels 20"
Frame runner M	
Standard:	Front wheel with dedicated fork 24" - Rear wheels 24"
On request:	Front wheel with dedicated fork 20" - Rear wheels 24" Front wheel with dedicated fork 24" - Rear wheels 26"
Frame runner L	
Standard:	Front wheel with dedicated fork 26" - Rear wheels 26"
On request:	Front wheel with dedicated fork 24" - Rear wheels 24" Front wheel with dedicated fork 24" - Rear wheels 26" Front wheel with dedicated fork 26" - Rear wheels 24" Front wheel with dedicated fork 26" - Rear wheels 28" Front wheel with dedicated fork 28" - Rear wheels 28"




Dimensions measured with road-type wheelset.

¹ Size S 24" rear wheels, $D = D_{\text{MAX}}$ - Size M with 26" wheel, $D_{\text{max}} = 164 \text{ cm (64,5")}$ - Size L with 28" wheel, $D_{\text{max}} = 192 \text{ cm (75,5")}$.

² With standard saddle. it is possible to further adjust the height position of the saddle ($\pm 3 \text{ cm} - 1,18"$) by acting on the fixing clamp.

³ Weight calculated without saddle abatement system.



 conforms to MDR (EU) 2017/745

COMPANY WITH
QUALITY SYSTEM
CERTIFIED BY DNV
ISO 13485

Ormesa srl - Via delle Industrie 6/8 | 06034 Foligno (PG) - ITALY
Tel. +39 0742 22927 | FAX +39 0742 22637 | info@ormesa.com

www.ormesa.com

