



Marked **CE**

Tie down hooks (4 rings) for the front facing transport of the user in moving vehicles (private cars, conformed buses etc.)
AS STANDARD



Attention!
Read carefully the user and maintenance manual

FEATURES

- **FRAME** made of chromed steel, painted with non-toxic epoxy powder paint. Narrow base to facilitate entering elevators.
- **The seat and backrest are covered with visco-elastic fire-proof material. It is resistant, breathable and anti-slip. It is made of a special and exclusive ORMESA formula:**
 - 1) It adapts to the user's body shapes and it prevents its sliding, with the result of an **EXCELLENT COMFORT and KEEPING POSTURE**, even when changing the backrest recline and tilt (it adapts to the user's body shapes maintaining its support function).
 - 2) Easily washable to keep the **HYGIENE** of the user; It lets **AIR PASS** keeping the **OPTIMAL MICROCLIMATE** that **HELPS PREVENTING BED SORES**.
 - 3) Durable and fireproof, **GUARANTEE OF DURABILITY AND SAFETY**.
- Ergonomic, breathable, non-toxic, fireproof **UPHOLSTERY**; It does not interfere with the benefits of the visco-elastic cover. The upholstery is fixed with buttons, easy to remove for machine washing.
- Ergonomic **BACKREST**, it holds the shapes of the user. **The special structure of the backrest gives a proper alignment to the trunk and it doesn't generate any pressure on the spine.** Adjustable in tilt by levers with safety pin. The pin allows blocking the levers to maintain the proper adjustment for the user, height adjustable, folding for transportation.
- Low **SEAT** and slightly inclined. Adjustable in depth on four positions.
- Wide and wrap **HEADREST**, padded, multi adjustable (in height, tilt, depth, lateral traslation); thus assuring the **proper alignment between head and trunk**, without interfering with the user's view. Anti-bacterial and Hygienic.
- **ARMRESTS**, padded, easily and stably adjustable in height thanks to the lever.
- **PUSH HANDLE** adjustable in tilt/ height, it helps the care.
- **CONTINUOUS AND WITHOUT EFFORT ADJUSTMENTS**: tilting, backrest recline and legrest tilt are operated by independent gas springs.
- **SIDES** with scissor opening. Thanks to the special joint, the armrests are positioned behind the backrest, eliminating completely all obstacles to the transfer.
- **LEG RESTS**: ergonomic, removable, turnable and adjustable in tilt without effort, activated with gas springs.
- **CALFRESTS** adjustable in depth and free tilt to accommodate the movements of the leg.
- **FOOT RESTS**, adjustable in flexion-extension and height.
- **8" front solid wheels and 22" rear wheels with brake.** Anti-tip device and pedal to climb steps.

Please check off the interested products:



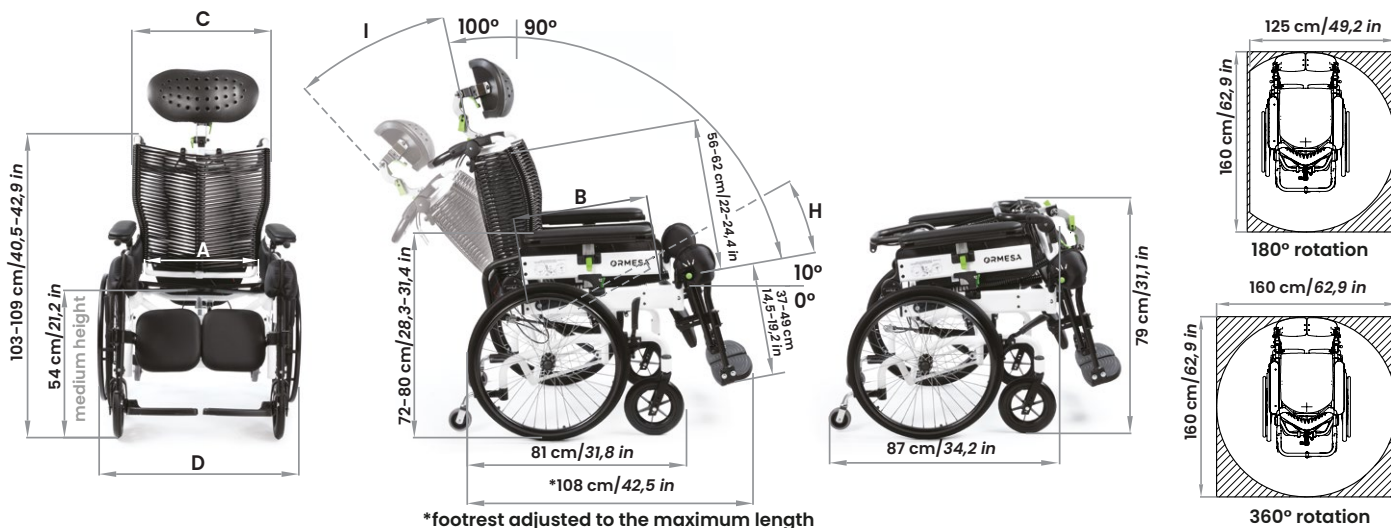
FRAME COLOUR: ☐ white ☐ black

UPHOLSTERY COLOUR: ☐ dark grey

☐ light grey

SIZES: ☐ 36 ☐ 40 ☐ 45 ☐ 50

MEASURES



	A seat bottom width	B seat bottom depth	C backrest width	D overall width	H seat bottom inclination-tilt	I backrest inclination	Total weight	Max. Capacity	User height
size 36	36 cm 14,1 in	40-43-46-49 cm 15,7-16,9-18,1-19,2 in	47 cm 18,5 in	69 cm 27,1 in	from 10° to 35°	from 10° to 38°	40 kg 88,1 lb	120 kg 264,5 lb	from 140 to 190 cm from 55,1 to 74,8 in
size 40	40 cm 15,7 in	40-43-46-49 cm 15,7-16,9-18,1-19,2 in	47 cm 18,5 in	69 cm 27,1 in	from 10° to 35°	from 10° to 38°	40 kg 88,1 lb	120 kg 264,5 lb	from 140 to 190 cm from 55,1 to 74,8 in
size 45	45 cm 17,7 in	40-43-46-49 cm 15,7-16,9-18,1-19,2 in	52 cm 20,4 in	74 cm 29,1 in	from 10° to 35°	from 10° to 38°	42 kg 92,5 lb	130 kg 286,6 lb	from 140 to 190 cm from 55,1 to 74,8 in
size 50	50 cm 19,6 in	40-43-46-49 cm 15,7-16,9-18,1-19,2 in	57 cm 22,4 in	79 cm 31,1 in	from 10° to 35°	from 10° to 38°	43 kg 94,7 lb	140 kg 308,6 lb	from 140 to 190 cm from 55,1 to 74,8 in

Hyphen separated numbers indicate a minimum and maximum range of adjustment

ADDITIONAL COMPONENTS

☐ **824-R Reclinable tray, adjustable in tilt, backwards-forwards, with security block**




It is made by resistant and hygienic material, design with no edges, it doesn't keep residual food.




☐ **894 45° Pelvic belt**



☐ **834 Padded abduction block**



☐ **905 Seat of hand brakes with single lever**



☐ **892 Footplate covering**



☐ **914 Footrest lock**




☐ **896 Tray 824 covering**




☐ **916 Padded leg panel**



☐ **936 Headrest cover**




☐ **938 Water-proof cover**



975 Multi adjustable side-temporo support. It can be positioned on the right or left side.

☐ 1 pc. ☐ 2 pc.

NEW



☐ **976 Multi adjustable side-temporo-fronto support.** It can be positioned on the right or left side.

NEW



Notes: _____

