



DISTRIBUTOR/AGENT:	DATE OF ORDER:
	DATE OF DELIVERY:
	NAME OF THE ADDRESSEE/USER:

FEATURES

- **Adjustable handlebar** in height, backward-forward and reversible.
 - **Wide and ergonomic handles**, to increase comfort.
 - **Steering limiters with springs**, that allow the handlebar to return to the central position. Releasing to allow more steering.
 - **Memory foam padded trunk support**, adjustable in height, backward-forward and free-angle tilt, with breathable padded upholstery, easily removable for washing.
 - **Front brake with locking device** for ascent and descent, that can be operated by the lever either on the right or on the left side of the handlebar. The distance between the brake lever and the handlebar is adjustable by screw.
 - **Ergonomic saddle** adjustable in height, tilt and anterior-posterior direction.
 - **Pneumatic tires** with reflector stripes.
- Quick release front wheel.**
Rear wheels easily removable with key.



Product marked **CE**



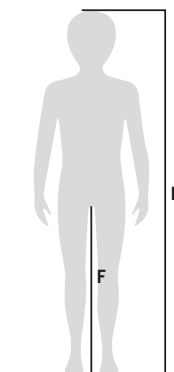
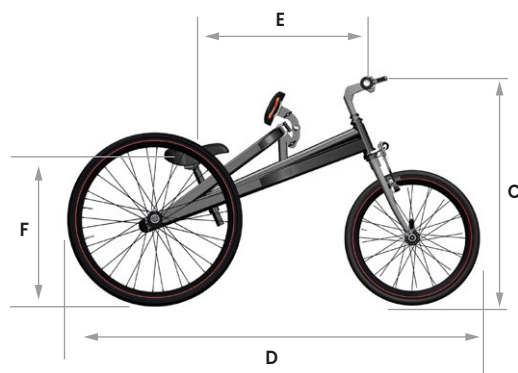
Attention!
Read carefully the user and maintenance manual

Please check off the interested products: ☒ _____

☐ size S

measures in cm and (inches)

MEASURES



A	B	C	D	E	F ²	G	H	Weight	Max Load
50 (19,6)	75 (29,5)	66-82 (25,9-32,2)	140 (55)	42-62 (16,5-24,4)	49-61 (19,2-24)	100 (39,4)	105-125 (41,3-49,2)	15 kg (132 lbs)	60 kg (132 lbs)

*With 24" rear wheels.

² With standard saddle. it is possible to further adjust the height position of the saddle (± 3 cm - 1,18") by acting on the fixing clamp.

OPTIONAL COMPONENTS, ONLY CHOOSABLE WHEN ORDERING THE FRAME RUNNER

Please choose the multiadjustable, padded trunk support size.

☐ S ☐ M



In absence of choice, the corresponding size will be supplied.

Please choose the handlebar size.

☐ S ☐ M



Please choose the position of the brake on the handlebar or on the ergonomic handles (880).

☐ Left ☐ Right

In absence of choice, the brake will be mounted on the right.

Please choose the seatpost length.

** The 15 cm (5,9") seatpost does not cover the entire adjustment range.

☐ **15 cm (5,9")

☐ 24 cm (9,4")



In absence of choice, the 24 cm (9,4") seatpost will be supplied.

OPTIONAL COMPONENTS, ALSO CHOOSABLE SEPARATELY

101 Wheels dimensions: POSSIBLE CONFIGURATIONS

In absence of choice, the S size will be supplied with the front wheel of 20" and rear wheels of 24".

☐ Front wheel with fork 20" - Rear wheels 20"

☐ 880 Ergonomic handles adjustable in inclination independently (1 pair). Same size as the Handlebar.

Choose the position of the brake on Ergonomic Handles.



875 Wrist retainer with support and independent multi-adjustable glove.

☐ Left ☐ Right



845 Forearm support.

☐ Left ☐ Right



☐ 102 Trunk support wide strap, width adjustable; to be applied to the trunk support.



☐ 876 Monocycle saddle.



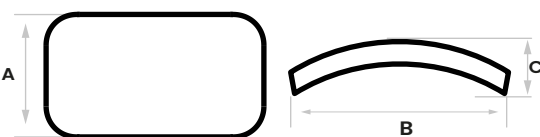
☐ 103 Monocycle saddle padding.





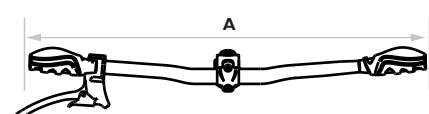
COMPONENTS MEASURES

Padded trunk support



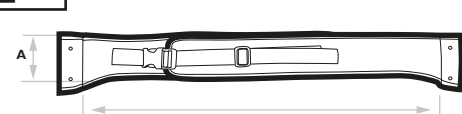
	A	B	C
S	12 cm/4,7 in	24 cm/9,4 in	3,6 cm/1,4 in
M	16 cm/6,3 in	32 cm/12,6 in	5,8 cm/2,3 in

Handlebar



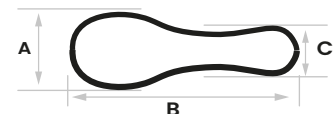
	A
S	50 cm/19,6 in
M	55 cm/21,6 in

102



	A	B
S/M	8 cm/3,14 in	45-59 cm/17,7-23,2 in

876



A	B	C
13,5 cm/5,3 in	31 cm/12,2 in	9 cm/3,5 in

Notes:-----
