

The alternative to being bedridden



Marked **CE**

Tie down hooks (4 rings) for the front facing transport of the user in moving vehicles (private cars, conformed buses etc.)  
**AS STANDARD**



**Attention!**  
Read carefully the user and maintenance manual

## FEATURES

- **FRAME** made of chromed steel, painted with non-toxic epoxy powder paint. Narrow base to facilitate entering elevators.
- **The seat and backrest are covered with visco-elastic fire-proof material. It is resistant, breathable and anti-slip. It is made of a special and exclusive ORMESA formula:**
  - 1) It adapts to the user's body shapes and it prevents its sliding, with the result of an **EXCELLENT COMFORT and KEEPING POSTURE**, even when changing the backrest recline and tilt (it adapts to the user's body shapes maintaining its support function).
  - 2) Easily washable to keep the **HYGIENE** of the user; It lets **AIR PASS** keeping the **OPTIMAL MICROCLIMATE** that **HELPS PREVENTING BED SORES**.
  - 3) Durable and fireproof, **GUARANTEE OF DURABILITY and SAFETY**.
  - 4) Ergonomic, breathable, non-toxic, fireproof **UPHOLSTERY**; It does not interfere with the benefits of the visco-elastic cover. The upholstery is fixed with buttons, easy to remove for machine washing.
- Ergonomic **BACKREST**, it holds the shapes of the user. **The special structure of the backrest gives a proper alignment to the trunk and it doesn't generate any pressure on the spine.** Adjustable in tilt by levers with safety pin. The pin allows blocking the levers to maintain the proper adjustment for the user, height adjustable, folding for transportation.
- Low **SEAT** and slightly inclined. Adjustable in depth on four positions.
- Wide and wrap **HEADREST**, padded, multi adjustable (in height, tilt, depth, lateral traslation); thus assuring the **proper alignment between head and trunk**, without interfering with the user's view. Anti-bacterial and Hygienic.
- **ARMRESTS**, padded, easily and stably adjustable in height thanks to the lever.
- **PUSH HANDLE** adjustable in tilt/ height, it helps the care.
- **CONTINUOUS AND WITHOUT EFFORT ADJUSTMENTS**: tilting, backrest recline and legrest tilt are operated by independent gas springs.
- **SIDES** with scissor opening. Thanks to the special joint, the armrests are positioned behind the backrest, eliminating completely all obstacles to the transfer.
- **LEG RESTS**: ergonomic, removable, turnable and adjustable in tilt without effort, activated with gas springs.
- **CALFRESTS** adjustable in depth and free tilt to accommodate the movements of the leg.
- **FOOT RESTS**, adjustable in flexion-extension and height.
- **8" front solid wheels and 22" rear wheels with brake.** Anti-tip device and pedal to climb steps.

Please check off the interested products:



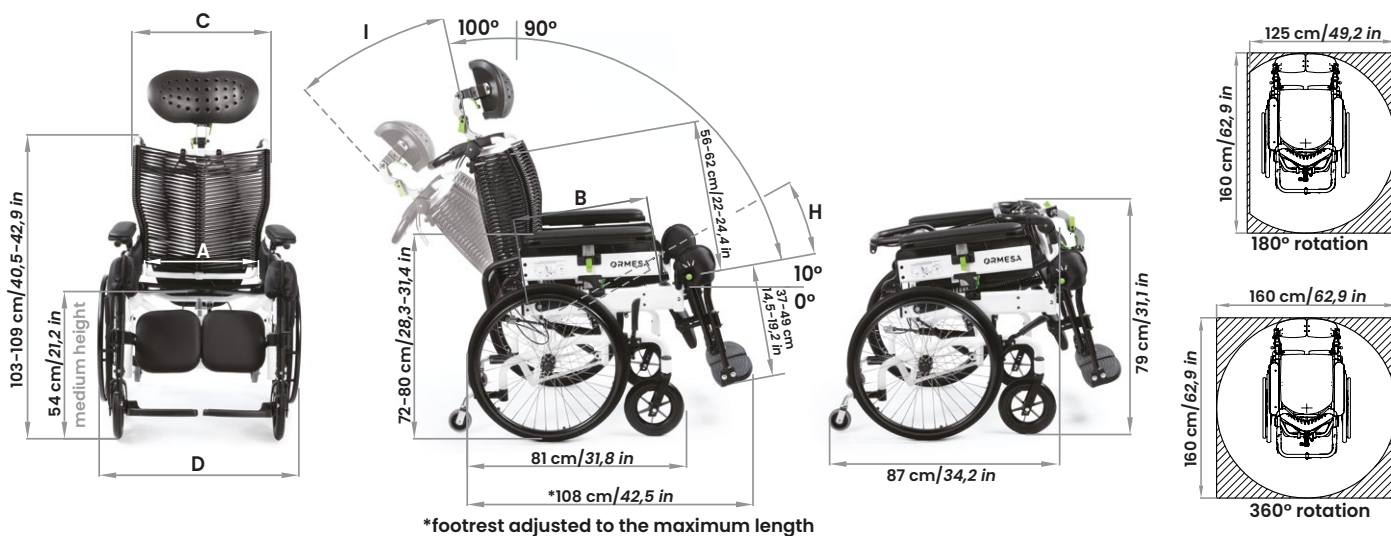
FRAME COLOUR: ☐ white ☐ black

UPHOLSTERY COLOUR: ☐ dark grey

☐ light grey

SIZES: ☐ 36 ☐ 40 ☐ 45 ☐ 50

## MEASURES



\*footrest adjusted to the maximum length

	A seat bottom width	B seat bottom depth	C backrest width	D overall width	H seat bottom inclination-tilt	I backrest inclination	Total weight	Max. Capacity	User height
<b>size 36</b>	36 cm 14,1 in	40-43-46-49 cm 15,7-16,9-18,1-19,2 in	47 cm 18,5 in	69 cm 27,1 in	from 10° to 35°	from 10° to 38°	40 kg 88,1 lb	120 kg 264,5 lb	from 140 to 190 cm from 55,1 to 74,8 in
<b>size 40</b>	40 cm 15,7 in	40-43-46-49 cm 15,7-16,9-18,1-19,2 in	47 cm 18,5 in	69 cm 27,1 in	from 10° to 35°	from 10° to 38°	40 kg 88,1 lb	120 kg 264,5 lb	from 140 to 190 cm from 55,1 to 74,8 in
<b>size 45</b>	45 cm 17,7 in	40-43-46-49 cm 15,7-16,9-18,1-19,2 in	52 cm 20,4 in	74 cm 29,1 in	from 10° to 35°	from 10° to 38°	42 kg 92,5 lb	130 kg 286,6 lb	from 140 to 190 cm from 55,1 to 74,8 in
<b>size 50</b>	50 cm 19,6 in	40-43-46-49 cm 15,7-16,9-18,1-19,2 in	57 cm 22,4 in	79 cm 31,1 in	from 10° to 35°	from 10° to 38°	43 kg 94,7 lb	140 kg 308,6 lb	from 140 to 190 cm from 55,1 to 74,8 in

Hyphen separated numbers indicate a minimum and maximum range of adjustment

ADDITIONAL COMPONENTS

☐ **824-R** Reclinable tray, adjustable in tilt, backwards-forwards, with security block



It is made by resistant and hygienic material, design with no edges, it doesn't keep residual food.




☐ **894** 45° Pelvic belt



☐ **834** Padded abduction block



☐ **905** Seat of hand brakes with single lever



☐ **892** Footplate covering



☐ **914** Footrest lock




☐ **896** Tray 824 covering




☐ **916** Padded leg panel



☐ **936** Headrest cover



☐ **938** Water-proof cover



Notes: \_\_\_\_\_

\_\_\_\_\_

\_\_\_\_\_

\_\_\_\_\_

\_\_\_\_\_

\_\_\_\_\_