

DISTRIBUTOR/AGENT:	DATE OF ORDER:
	DATE OF DELIVERY:
	NAME OF THE ADDRESSEE/USER:



size  
**M**

FEATURES

- **Frame** painted with non-toxic epoxy powders. Compact and adjustable in height - to allow access to different table tops and work surfaces - thanks to the gas spring for the adjustment with the child seated. The **international height adjustment patented system**, typical of the "GRILLO product family", allows for a compact, space-saving base while offering a wide range of height adjustments.
- Grillo Adaptive Seating has a very **breathable, comfortable, durable, easy to wash and quick to dry** fabric, composed by:
  - » Load-bearing upholstery, not removable: the essential design texture allows excellent breathability that **reduces sweating and bacteria formation**. The composition of the fabric allows easy sanitation and washing with quick drying times. The texture maintains the performance even at high loads and it has **self-supporting effect**. It is **fire retardant** according to reaction to fire Class 1 (non-flammable combustible materials) according to the MD of 26th June 1984 and subsequent amendments and additions.
  - » Removable cover is made by very breathable and high quality material both internally and externally. The inner padding has a **highly innovative leading edge structure**, that is three-dimensional, **lightweight**, providing extremely high air circulation, **optimal weight distribution** and excellent comfort. The external fabric is **highly resistant to abrasion** too. **Fire retardant** according to EN 1021-1:2014 and EN 1021-2:2014 standards.
- **Backrest** adjustable in height and tilt thanks to gas spring. Foldable for transport.
- Soft **armrests**, adjustable in height, tilt, width and rotation.
- **Multiaadjustable padded pelvic side supports** for greater containment. Adjustable in width, rotation and depth.
- **Safe adjustments without any risk of losing the screw.**
- **Seat** tilted by gas spring; adjustable in depth and width thanks to padded pelvic side supports.
- **Pelvic belt 947** provided as standard.
- **Legrest** adjustable in height and tilt with physiological fulcrum, such as to make the adjustment comfortable. Adjustable in depth with the seat.
- **Calf rests** adjustable in height and depth.
- **Footrests** tilting and adjustable in flexion-extension.
- **Twin solid wheels**, 75 mm swiveling, all equipped with parking brakes.

Marked

Attention!  
Read carefully the user and maintenance manual

Please check off the interested products



MEASURES

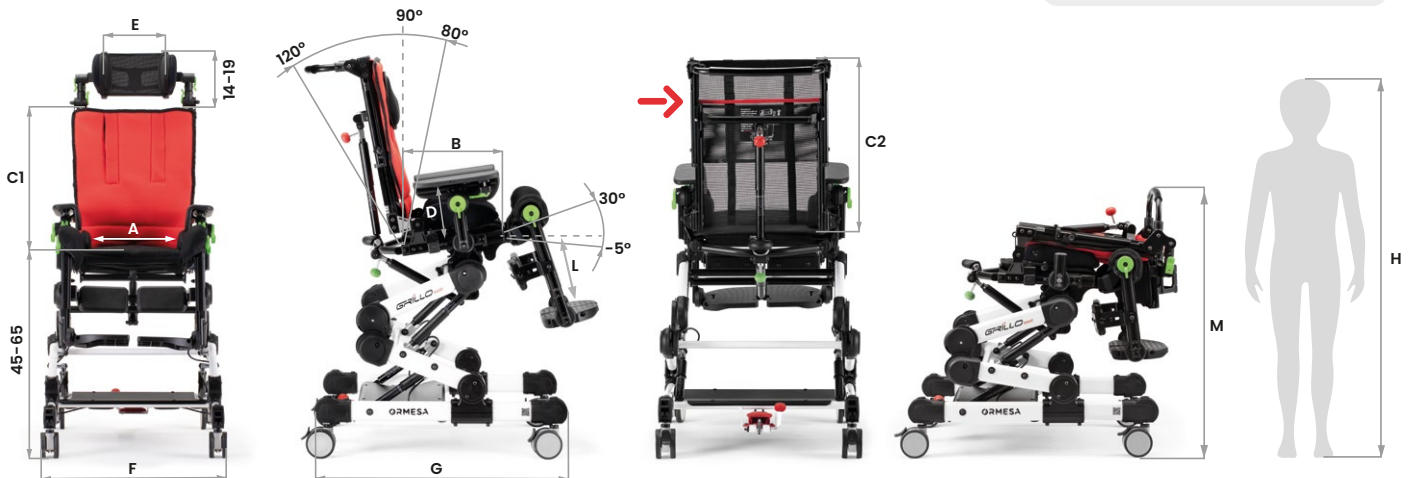
Backrest upholstery colour:



Frame colour: white

measures table (cm/in) with and without postural headrest

With the external headrest 863 don't raise the backrest above the red line.



	A	B	C1	C2	D	E	F	G	L	M	Tot. weight	Max. Load	User height (H)
Medium	25-35 cm 9,8-13,7 in	28-43 cm 11-16,9 in	40-55 cm 15,7-21,6 in	40-70 cm 15,7-27,5 in	16-20 cm 6,2-7,8 in	20 cm 7,8 in	58 cm 22,8 in	74 cm 29,1 in	25-40 cm 9,8-15,7 in	70 cm 27,5 in	24,3 kg 53,5 lb	45 kg 99,2 lb	110-145 cm 43,3-57 in



TO BE COMPLETED WITH THE HEADREST

<input type="checkbox"/> <b>865 Padded headrest</b> adjustable in height.	<input type="checkbox"/> <b>835 Shaped headrest</b> with lateral and occipital support adjustable in height.	<input type="checkbox"/> <b>863 Postural headrest</b> That adapts to the conformation of the head. Adjustable in height, tilt, and depth.
		

**TO FACILITATE THE DEVICE'S ASCENT AND DESCENT, CHOOSE ONE OF THE TWO GAS SPRINGS:**

**STANDARD (600N)** recommended for users up to 45 kg.

**LIGHTER (400N)** recommended for users up to 35 kg.

**!** If the headrest model and the gas spring are not selected, the high chair will be sent with the simpler 865 model and with the standard gas spring.

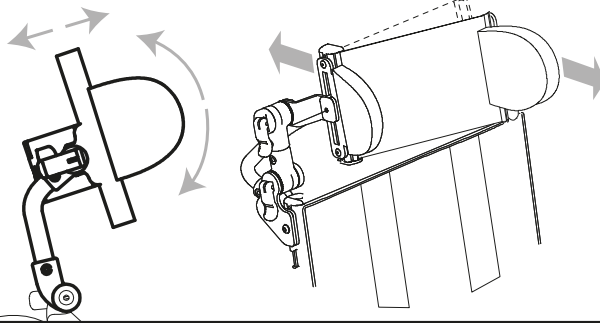
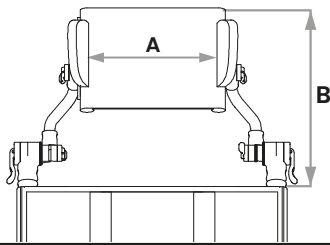
ADDITIONAL COMPONENTS

<b>947 Pelvic belt with variable angle (provided as standard)</b> <input type="checkbox"/> S <input type="checkbox"/> M	<b>920 Four point pelvic belt</b> <input type="checkbox"/> S <input type="checkbox"/> M	<b>838 Trunk side supports</b> Adjustable in height, width and transversally. Covered by breathable padding fabric, removable for washing. <input type="checkbox"/> S <input type="checkbox"/> M	<input type="checkbox"/> <b>868 Wrappable and flexible trunk supports</b> Adjustable in height, width and transversally. Covered by breathable padding fabric, removable for washing.	<input type="checkbox"/> <b>961 Elbow side supports.</b> Covered by breathable padding fabric, removable for washing.
				
<b>853 Vest harness</b> <input type="checkbox"/> S	<b>853 slim Four point shaped harness</b> <input type="checkbox"/> M	<b>834R Adjustable abduction block</b> in depth and abduction. <input type="checkbox"/> mini/s <input type="checkbox"/> M	<b>834N Narrow abduction block</b> <input type="checkbox"/> mini/s <input type="checkbox"/> M	<input type="checkbox"/> <b>824 Tray with wrap-around recess</b> Adjustable in depth, height and tilt with armrests.
				
<input type="checkbox"/> <b>960 Heelrests</b>	<input type="checkbox"/> <b>962 Footrests + Heelrests</b>	Notes: _____ _____ _____ _____ _____ _____ _____		
				

COMPONENTS MEASURES

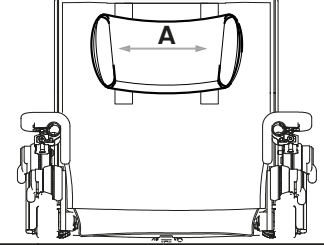
**863**

A=19 cm/7,4 in  
B=13-19 cm/5,1-7,4 in

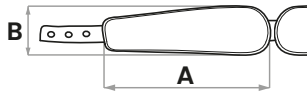


**835**

S/M A=18 cm/7 in

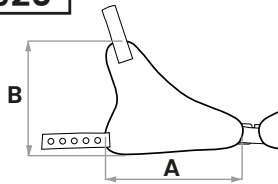


**947**



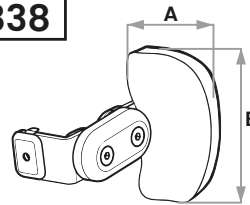
small  
A=19 cm/7,4 in  
B=6 cm/2,3 in  
medium  
A=25,5 cm/10 in  
B=8 cm/3,1 in

**920**



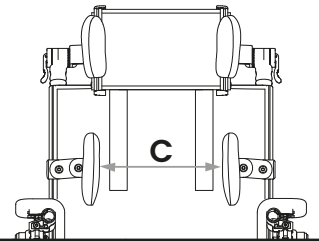
small  
A=16 cm/6,2 in  
B=15,5 cm/6,1 in  
medium  
A=23 cm/9 in  
B=19 cm/7,4 in

**838**

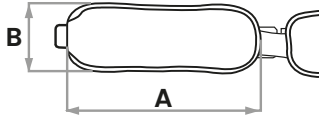


small  
A=10 cm/3,9 in  
B=12 cm/4,7 in  
medium  
A=11 cm/4,3 in  
B=17 cm/6,6 in

C=21-29 cm/8,3-11,4 in

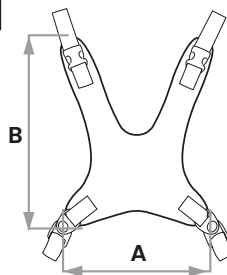


**868**



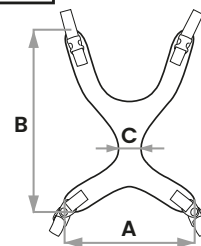
small  
A=26 cm/10,2 in  
B=9 cm/3,5 in

**853**



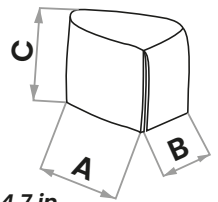
small  
A=25 cm/9,8 in  
B=34 cm/13,3 in

**853 slim**



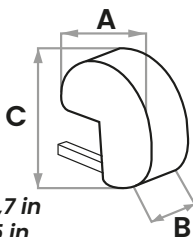
medium  
A=33 cm/12,9 in  
B=46 cm/18,1 in  
C=5 cm/1,9 in

**834R**



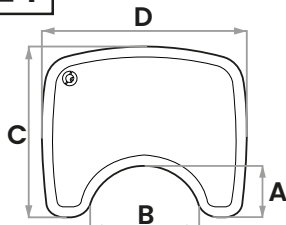
mini/s  
A=12 cm/4,7 in  
B=8-10 cm/3,1-3,9 in  
C=9 cm/3,5 in  
medium  
A=14 cm/5,5 in  
B=10-13 cm/3,9-5,1 in  
C=13 cm/5,1 in

**834N**



mini/s  
A=12 cm/4,7 in  
B=4 cm/1,5 in  
C=14 cm/5,5 in  
medium  
A=15 cm/5,9 in  
B=4 cm/1,5 in  
C=17 cm/6,6 in

**824**



A=16 cm/6,2 in  
B=38 cm/14,9 in  
C=53 cm/20,8 in  
D=64 cm/25,1 in