

DISTRIBUTOR/AGENT:	DATE OF ORDER:
	DATE OF DELIVERY:
	NAME OF THE ADDRESSEE/USER:



Product marked **CE**

FEATURES

- **Ergonomic and modular tricycle** that helps the user to keep a proper posture and makes the ride easier thanks to its design and components.
- **Lowered frame** for easy ascent and descent.
- **Front positioned bottom bracket** for easier pedaling.
- **Optimized pinion** to facilitate the pedaling in safety.
- **Adjustable handlebar** in height, backward-forward and reversible.
- **Wide and ergonomic handles**, to increase comfort.
- **Bell.**
- **Back led lamp.**
- **Cranks adjustable** in length.
- **Front brake with locking device** for ascent and descent, that can be operated by the thumb-lock stopper either on the right or on the left side of the handlebar. The distance between the brake lever and the handlebar is adjustable by screw.
- **Adjustable ergonomic saddle** in height, tilt and backward-forward
- **Rear storage basket.**
- **12" solid wheels.** A mechanism on the rear wheels allows easy adjustment of the tension of the chain.



Attention!
Read carefully the user and maintenance manual


Please check off the interested products:

MEASURES

FRAME COLOUR:

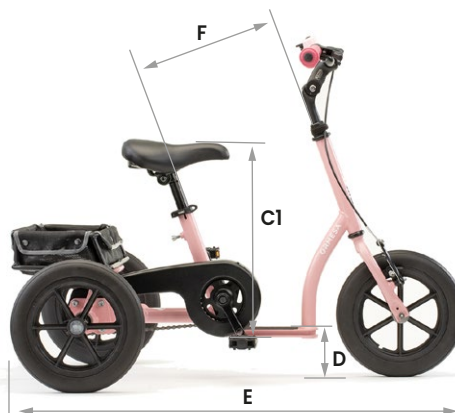
- Blue
- Red
- Pink

View from above

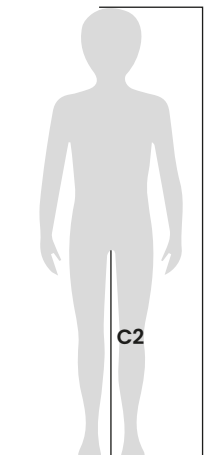


Storage basket
Internal measures

L	41 cm	In 16
M	18 cm	In 7
N	6,6 cm	In 2,6
Max. Load	15 kg	Lb 33



C1= C2-2cm



C2= leg length

	Max. load	Aid weight	A	B	C1*	D	E	F	Use height(H)
size mini	Kg. 30 lb. 66,1	Kg. 15,5 lb. 34,1	cm 45 in. 17,7	cm 62 in. 24,4	cm 39-53 in. 15,3-20,8	cm 12 in. 4,7	cm 103 in. 40,5	cm 36 in. 14,2	cm 90-110 in. 35,4-43,3

*With standard saddle. You can further adjust the height of the saddle (3cm ±) acting on the clamp.

CHOOSE THE CONFIGURATION >

Fixed Pinion
















Free Wheel

Please **CHOOSE THE POSITION OF THE BRAKE** on Standard Handlebar or on Ergonomic Handles 880.

Left Right

In the absence of indications, the brake will be mounted on the right.

OPTIONAL COMPONENTS, ALSO CHOOSABLE SEPARATELY

<p><input type="checkbox"/> 880 Ergonomic handles adjustable in inclination independently (1 pair). Same size as the Handlebar.</p> <p>Choose the position of the brake on Ergonomic Handles</p> 	<p><input type="checkbox"/> 845 Forearm support</p> <p><input type="checkbox"/> Left <input type="checkbox"/> Right</p> 	<p><input type="checkbox"/> 875 Wrist retainer with support and multi-adjustable glove independently.</p> <p><input type="checkbox"/> Left <input type="checkbox"/> Right</p> 	<p><input type="checkbox"/> 842P Pelvic support with belt, adjustable in height. Also select the component 883</p> 
<p><input type="checkbox"/> 842T Trunk support, adjustable in height, inclination and backward-forward with belt and joint. Also select the component 883</p> 	<p><input type="checkbox"/> 883 Rod adjustable in height for Thoracic/Pelvic support (single rod). Please select even the type of support.</p> 	<p><input type="checkbox"/> 877 Flat backrest</p> 	<p><input type="checkbox"/> 843 Abductive saddle with holder for supports</p> 
<p><input type="checkbox"/> 840 Pedal cages with straps (1 pair).</p> 	<p><input type="checkbox"/> 841 Pedal cage with length and width adjustable foot imprints and fastening straps, with support kit.</p> <p><input type="checkbox"/> Left <input type="checkbox"/> Right</p> 	<p><input type="checkbox"/> 846 Ankle support adjustable in height, with support kit. Only with component 841.</p> <p><input type="checkbox"/> Left <input type="checkbox"/> Right</p> 	<p><input type="checkbox"/> 923 Additional assistant handle.</p> 
<p><input type="checkbox"/> 963 Steering assistant handle adjustable in height. Cannot be installed with 881 or 882 components.</p> 	<p><input type="checkbox"/> 881 Steering limiter.</p> 	<p><input type="checkbox"/> 882 Steering limiter with springs to return the steering to the straight position.</p> 	<p><input type="checkbox"/> 879 Front basket.</p> 