

DISTRIBUTOR/AGENT:	DATE OF ORDER:
	DATE OF DELIVERY:
	NAME OF THE ADDRESSEE/USER:

F E A T U R E S

- Non-toxic epoxy varnished chromium-plated **frame**, in steel.
- Padded **pelvic support** adjustable in height and backwards-forwards.
- Padded **thoracic support** adjustable in height and removable.
- Double thickness cotton fabric **harness** adjustable in height thanks to belts and buckles in girth with velcro strips. It can be easily removed for washing.
- 8 cm castor **wheels** with a double brake.
- Semi-elastic **PVC bumpers** to protect from impacts.





Tested by **DEKRA Stuttgart**
and listed in the **GERMAN HMV** (Technical Aids Listing)
FDA registered - USA
Marked **CE**


Please check off the interested products

M E A S U R E S

- DYNAMICO-1 (very small)** YELLOW frame
- DYNAMICO-2 (small)** YELLOW frame
- DYNAMICO-3 (medium)** YELLOW frame
- DYNAMICO-4 (large)** ANTHRACITE frame
- DYNAMICO-5 (for adults)** ANTHRACITE frame

Upholsteries colour: **Black**

 **Attention!**
 **Read carefully the user and maintenance manual**



SIZE	Max. Cap. Load	A	B	C	D	E	F	G	User Height	Aid Weight	Weight Bars	Turning width
1	Kg. 55	cm 44-60	cm 52-70	cm 18	cm 25	cm 65	cm 79	cm 66	cm 75-100	Kg. 12	-----	cm 97
2	Kg. 70	cm 66-82	cm 77-95	cm 21	cm 28	cm 75	cm 84	cm 66	cm 95-130	Kg. 14,6	Kg. 5	cm 101
3	Kg. 85	cm 77-102	cm 89-116	cm 25	cm 30	cm 85	cm 88	cm 66	cm 120-155	Kg. 15,6	Kg. 6,2	cm 104
4	Kg. 100	cm 85-112	cm 92-126	cm 30	cm 35	cm 110	cm 95	cm 71	cm 140-175	Kg. 17	Kg. 7,4	cm 117
5	Kg. 115	cm 97-125	cm 105-138	cm 32 TS* / 41 cm PS*	cm 41	cm 120	cm 106	cm 77	cm 160-195	Kg. 19,7	Kg. 8,7	cm 127

A D D I T I O N A L C O M P O N E N T S

<input type="checkbox"/> 809 Arm support. <i>Alternative to 813 and 824</i> 	<input type="checkbox"/> 943 Arm straps for arm supports 809 	<input type="checkbox"/> 824 Transparent tray. <i>Alternative to 809 and 813</i> 	<input type="checkbox"/> 813 Adjustable handlebar. <i>Alternative to 809 and 824</i> 	<input type="checkbox"/> 815 Abduction saddle (sizes 2,3,4) 
<input type="checkbox"/> 810 Weight bars (sizes 2, 3, 4, 5). <i>Please see the table above to check the added weight for each size</i> 	<input type="checkbox"/> 814 Leg divider 	<input type="checkbox"/> 811 Front wheels with adjustable brakes 	<input type="checkbox"/> 812 Back wheels with directional locks 	