

DISTRIBUTOR/AGENT:	DATE OF ORDER:
	DATE OF DELIVERY:
	NAME OF THE ADDRESSEE/USER:

FEATURES

- **Ergonomic and modular tricycle** that helps the user to keep a proper posture and makes the ride easier thanks to its design and components.
- **Lowered frame** for easy ascent and descent.
- **Front positioned bottom bracket** for easier pedaling.
- **Pinion** to facilitate the pedaling in safety.
- **Folding frame** to save space during transport.
- **Adjustable handlebar** in height, backward-forward and reversible.
- **Wide and ergonomic handles**, to increase comfort.
- **Bell.**
- **Front and back lamp.**
- **Front brake with locking device** (available from size M) for ascent and descent, that can be operated by the lever either on the right or on the left side of the handlebar. The distance between the brake lever and the handlebar is adjustable by screw.
- **Adjustable ergonomic saddle** in height, tilt and backward-forward
- **Rear storage basket.**
- **20" pneus wheels** run on ball bearings. A mechanism on the rear wheels allows easy adjustment of the tension of the chain.
- **Quick release front wheel.**



Product marked CE




Attention!
Read carefully the user and maintenance manual

Please check off the interested products:

FRAME COLOUR:

- Blue
- Red
- Green

View from above

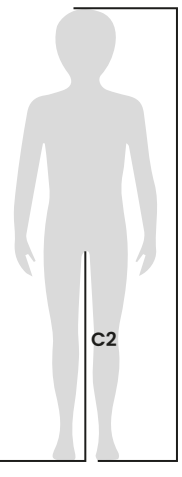



Storage basket
Internal measures

L	48,6 cm in 19,1
M	27,4 cm in 10,7
N	9,6 cm in 3,7
Max. load	35 kg lb 77



MEASURES



C1= C2-2cm

C2= leg length

	Max. Load	Aid Weight	A	B	C1*	D	E	F	G	I	User Height (H)
Large	kg. 90 lb. 198,4	kg. 25,5 lb. 56,2	cm 60 in 23,6	cm 75 in 29,5	cm 69-83 in 27,1-32,6	cm 16 in 6,3	cm 162 in 63,7	cm 56,5 in 22,2	cm 95 in 37,4	cm 100 in 39,3	cm 140-165 in 55,1-64,9

*With standard saddle. You can further adjust the height of the saddle (± 3cm) acting on the clamp.



download and send the form to info@ormesa.com

Foligno (PG) Italy • Tel. +39 0742 22927 • Fax +39 0742 22637 • www.ormesa.com

Choose the configuration

Fixed Pinion




Free Wheel

Differential and Fixed Pinion





Differential and Free Wheel

Three-speed transmission with differential. Allows braking by counter-pedaling, shifting when the tricycle is stationary, and reversing.

OPTIONAL COMPONENTS, ONLY CHOOSABLE WHEN ORDERING THE TRICYCLE

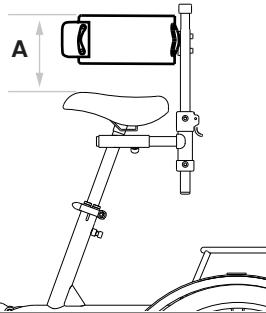
<p><input type="checkbox"/> 864 Disc brake. only for models with differential and without gearbox.</p> 	<p><input type="checkbox"/> 847 Cranks adjustable in length decreases the distance between saddle and pedal of 3,5 and 5 cm.</p> 	<p>Handlebar Please choose the position of the brake</p> <p><input type="checkbox"/> Left <input type="checkbox"/> Right <i>In absence of indications, the brake will be mounted on the right.</i></p> <p><input type="checkbox"/> M <input type="checkbox"/> L</p> 
---	---	--

OPTIONAL COMPONENTS, ALSO CHOOSABLE SEPARATELY

<p><input type="checkbox"/> 880 Ergonomic handles adjustable in inclination independently (1 pair). Same size as the Handlebar. <i>Choose the position of the brake on Ergonomic Handles</i></p> 	<p>845 Forearm support</p> <p><input type="checkbox"/> Left <input type="checkbox"/> Right <input type="checkbox"/> S-M <input type="checkbox"/> L-XL</p> 	<p>875 Wrist retainer with support and multi-adjustable glove independently.</p> <p><input type="checkbox"/> Left <input type="checkbox"/> Right <input type="checkbox"/> S-M <input type="checkbox"/> L-XL</p> 	<p><input type="checkbox"/> 842P Pelvic support with belt, adjustable in height. Also select the component 883</p> <p><input type="checkbox"/> M <input type="checkbox"/> L-XL</p> 
<p>842T Trunk support, adjustable in height, inclination and backward-forward with belt and joint. Also select the component 883</p> <p><input type="checkbox"/> M <input type="checkbox"/> L-XL</p> 	<p><input type="checkbox"/> 883 Rod adjustable in height for Thoracic/Pelvic support (single rod). Please select even the type of support.</p> 	<p><input type="checkbox"/> 877 Flat backrest</p> 	<p><input type="checkbox"/> 843 Abductive saddle with holder for supports</p> 
<p><input type="checkbox"/> 840 Pedal cages with straps (1 pair).</p> 	<p>841 Pedal cage with length and width adjustable foot imprints and fastening straps, with support kit.</p> <p><input type="checkbox"/> Left <input type="checkbox"/> Right</p> 	<p>846 Ankle support adjustable in height with support kit. Only with component 841.</p> <p><input type="checkbox"/> Left <input type="checkbox"/> Right <input type="checkbox"/> S-M <input type="checkbox"/> L-XL</p> 	<p><input type="checkbox"/> 923 Additional assistant handle.</p> 
<p><input type="checkbox"/> 881 Steering limiter.</p> 	<p><input type="checkbox"/> 882 Steering limiter with springs to return the steering to the straight position.</p> 	<p><input type="checkbox"/> 878 878 MTB tires (3 pcs.) in alternative to standard tyres</p> 	

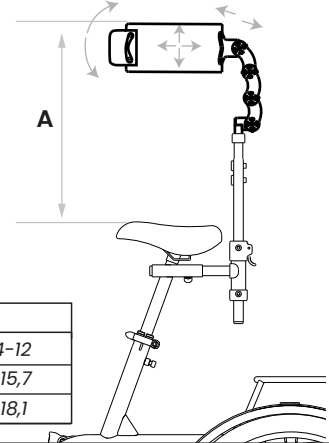
COMPONENTS MEASURES

842P



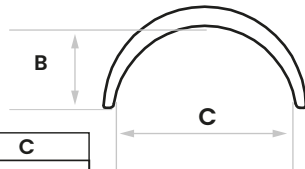
	A
mini/s	8,5-14 cm/in 3,3-5,5
M	8,5-21 cm/in 3,3-8,3
L/XL	8,5-23 cm/in 3,3-9

842T



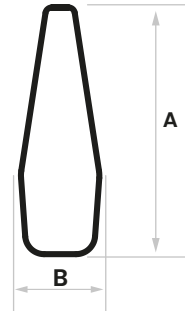
	A
mini/s	19-30,5 cm/in 7,4-12
M	19-40 cm/in 7,4-15,7
L/XL	19-46 cm/in 7,4-18,1

842P - 842T



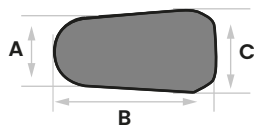
	B	C
mini/s	10,5 cm/in 4,1	23 cm/in 9
M	14,5 cm/in 5,7	31 cm/in 12,2
L/XL	17,5 cm/in 6,8	35 cm/in 13,7

843



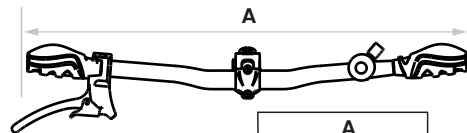
	A	B
mini/s	31 cm/in 12,2	12,5 cm/in 4,9
M/L/XL	40 cm/in 15,7	14 cm/in 5,5

841



841 foot imprint size			
	A	B	C
mini/s	from 5 to 7 cm from 1,9 to 2,7 in	from 12,5 to 16,5 cm from 4,9 to 6,5 in	from 6 to 7 cm from 2,3 to 2,7 in
M/L/XL	from 8,2 to 9,4 cm from 3,2 to 3,7 in	from 20 to 22,5 cm from 7,8 to 8,8 in	from 10,4 to 12 cm from 4 to 4,7 in

Standard handlebar



	A
mini	45 cm / in 17,7
S	50 cm / in 19,6
M	55 cm / in 21,6
L	60 cm / in 23,6
XL	64 cm / in 25,2

Notes:
