

DISTRIBUTOR/AGENT:	DATE OF ORDER:
	DATE OF DELIVERY:
	NAME OF THE ADDRESSEE/USER:



**F
E
A
T
U
R
E
S**

- **Ergonomic and modular tricycle** that helps the user to keep a proper posture and makes the ride easier thanks to its design and components.
- **Lowered frame** for easy ascent and descent.
- **Front positioned bottom bracket** for easier pedaling.
- **Optimized pinion** to facilitate the pedaling in safety.
- **Folding frame** to save space during transport.
- **Adjustable handlebar** in height, backward-forward and reversible.
- **Wide and ergonomic handles**, to increase comfort.
- **Bell.**
- **Back lamp.**
- **Cranks adjustable** in length.
- **Front brake** that can be operated by the lever either on the right or on the left side of the handlebar. The distance between the brake lever and the handlebar is adjustable by screw.
- **Adjustable ergonomic saddle** in height, tilt and backward-forward
- **Rear storage basket.**
- **16" pneus wheels** run on ball bearings. A mechanism on the rear wheels allows easy adjustment of the tension of the chain.
- **Quick release front wheel.**



Product marked **CE**



Attention!
Read carefully the user and maintenance manual


Please check off the interested products:

**M
E
A
S
U
R
E
S**

FRAME COLOUR:

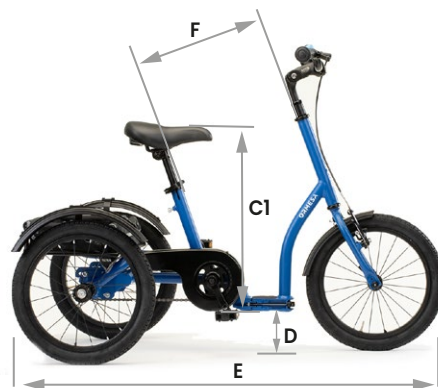
- Blu
- Red
- Pink

View from above

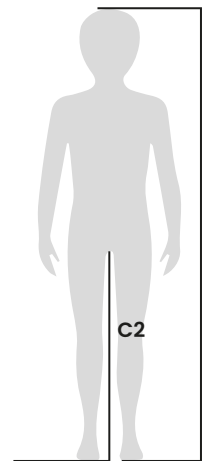


Storage basket
Internal measures

L	44,9 cm	In 17,6
M	23,6 cm	In 9,3
N	6,6 cm	In 2,6
Max. Load	25 kg	lb 55



C1= C2-2cm



C2= leg length

	Max. Load	Aid weight	A	B	C1*	D	E	F	G	I	User Height (H)
size S	Kg. 45 lb. 99,2	Kg. 20 lb. 44	cm 50 in. 19,6	cm 69 in. 27	cm 47-63 in. 18,5-24,8	cm 16 in. 6,3	cm 119 in. 46,8	cm 41 in. 16	cm 74 in. 29	cm 80 in. 31,5	cm 100-125 in. 39,3-49,2

*With standard saddle. You can further adjust the height of the saddle (± 3cm) acting on the clamp.



download and send the form to info@ormesa.com

Choose the configuration

Fixed Pinion

Free Wheel

Differential and Fixed Pinion

Differential and Free Wheel

OPTIONAL COMPONENTS ONLY CHOOSABLE WHEN ORDERING THE TRICYCLE

Standard handlebar

Please **CHOOSE THE POSITION OF THE BRAKE** on Standard Handlebar or on Ergonomic Handles 880.

mini Small Left Right

In the absence of indications, the brake will be mounted on the right.



OPTIONAL COMPONENTS, ALSO CHOOSABLE SEPARATELY

880 Ergonomic handles adjustable in inclination independently (1 pair). Same size as the Handlebar.

Choose the position of the brake on Ergonomic Handles



845 Forearm support

Left Right
 mini S-M



875 Wrist retainer with support and multi-adjustable glove independently.

Left Right
 mini S-M



842P Pelvic support with belt, adjustable in height.

Also select the component 883



842T Trunk support, adjustable in height, inclination and backward-forward with belt and joint. Also select the component 883



883 Rod adjustable in height for Thoracic/Pelvic support (single rod). Please select even the type of support.



877 Flat backrest



843 Abductive saddle with holder for supports



840 Pedal cages with straps (1 pair).



841 Pedal cage with length and width adjustable foot imprints and fastening straps, with support kit.

Left Right
 mini-S M-L-XL



846 Ankle support adjustable in height, with support kit. Only with component 841.

Left Right
 mini S-M L-XL



923 Additional assistant handle.

963 Steering assistant handle adjustable in height.



881 Steering limiter.



882 Steering limiter with springs to return the steering to the straight position.



879 Front basket.



878 878 MTB tires (3 pcs.) in alternative to standard tyres



